



West Lincoln-Broadwell Elem Sch

2695 Woodlawn Rd Lincoln, IL 62656 (217) 732-2630

Grades: P - 8

District: West Lincoln-Broadwell ESD 92

Principal: Mrs.Heather Baker

Superintendent: Mrs.Heather Baker

FAST FACTS

37.5%
ready for next
level

State Avg.

19
average class
size

96%
teacher
retention

State Avg.

234
students

Academic Success

Middle All Illinois students in grades 3-8 take the PARCC assessment each year. High school students take the SAT in Math and English Language Arts.

School Fewer than 10 students

District Fewer than 10 students

State Fewer than 10 students

Did Not Meet Partially Met Approached Met Exceeded

Success by Student Group

This display shows PARCC performance levels for each student group. No data is shown for groups with fewer than 10 students.

White Fewer than 10 students

Black Fewer than 10 students

Hispanic Fewer than 10 students

Low Income Fewer than 10 students

English Learners Fewer than 10 students

With Disabilities Fewer than 10 students

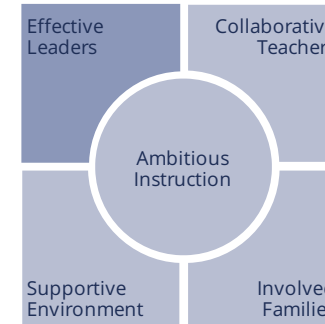
Did Not Meet Partially Met Approached Met Exceeded

Student Characteristics

White	90%
Black	2%
Hispanic	3%
Asian	0%
American Indian	0%
Two or More Races	5%
Pacific Islander	0%

Low Income	29%
English Learners	0%
With Disabilities	10%
Homeless	2%

School Environment



The **5Essentials Survey** allows students in grades 6-12 and all teachers to share their perspectives on essential conditions for learning. The anonymous survey consists of 5 components.

Most implementation
More implementation
Average implementation
Less implementation
Least implementation
Not Applicable/Low Response

Response Rates

Students	100%
Teachers	65%

Average Effective Leaders

Do principals and teachers implement a shared vision for success?

Less Collaborative Teachers

Do teachers collaborate to promote professional growth?

Less Ambitious Instruction

Are the classes challenging and engaging?

Less Supportive Environment

Is the school safe, demanding, and supportive?

Less Involved Families

Does the entire staff build strong external relationships?

Student Attendance and Mobility

Attendance Rate

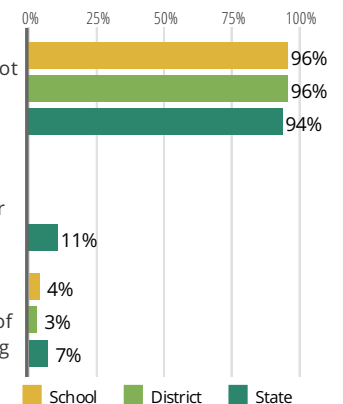
Rate at which students are present at school, not including excused or unexcused absences

Chronic Truancy Rate

Percentage of students who have been absent without valid reasons for 5% or more of regular school days

Student Mobility

Percentage of students who transfer in or out of the school during the school year, not including graduates





West Lincoln-Broadwell Elem Sch

School Highlights

Academic Courses

Career Development Courses and Programs

Physical Education, Heath and Wellness

Athletics

Other Programs and Activities

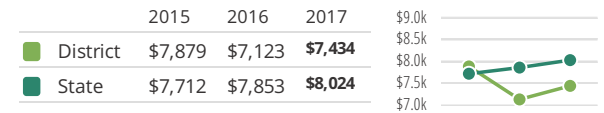
School Personnel Resources

School Awards

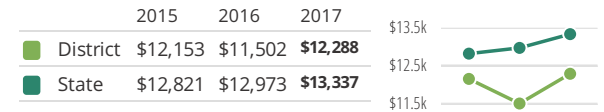
Facilities

District Finance

Instructional Spending per Pupil includes only the activities directly dealing with the teaching of students or the interaction between teachers and students.



Operational Spending per Pupil includes all costs for overall operations in this school's district, including Instructional Spending, but excluding summer school, adult education, capital expenditures, and long-term debt payments.



Educator Measures

This school has had **2 principal(s)** over the past 6 years. In the last three years, an average of **96% of teachers** return to this school each year.

FOR MORE INFORMATION

Visit IllinoisReportCard.com to see additional details about each item of information for this school. There you will find charts spanning multiple years, detailed explanations, resources, more of the school's programs and activities, and powerful tools that let you dig deeper into data.

Most of this data has been collected by ISBE from school districts through data systems. Some information, such as the School Highlights, is entered directly by principals and can be updated throughout the year.